



**ORIX Reports Consolidated Financial Results for Q2 FY2018.3  
New Record Net Income of 166 bn yen, a 17% increase YoY, for the Six-Month Period**

Tokyo, Japan –October 30, 2017 – ORIX Corporation (“ORIX”) announced today that for the six-month period ended September 30, 2017 (“the second consolidated period”), total revenues were 1,517.8 billion yen, a 24% increase year on year. Income before income taxes was 252.6 billion yen, a 15% increase year on year, and net income was 166.0 billion yen, a 17% increase year on year. As a result, ORIX achieved new record in net income of 166.0 billion yen during the first half of the year in ORIX history.

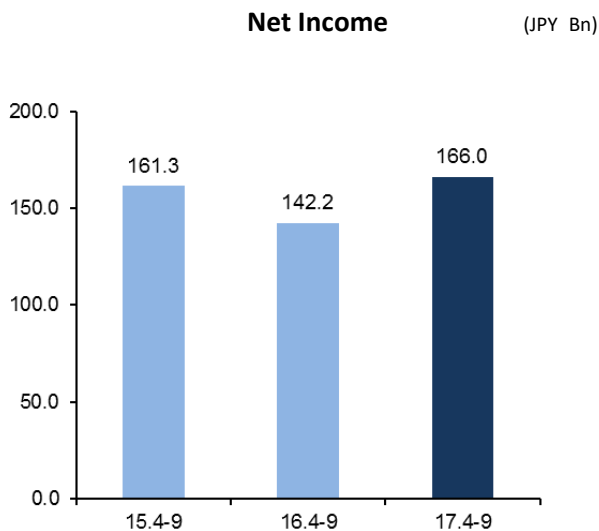
During the second consolidated period, five business segments, excluding the Investment and Operation segment, resulted in profit growth compared to the same period of the previous year. Such growth was achieved primarily due to an increase in incomes of Overseas Business segment and was also accomplished with contribution from domestic business such as Real Estate segment and Retail segment. Annualized ROE was 13.0% which exceeded our mid-term target of 11 to 12%.

■ Major Performance Indicators

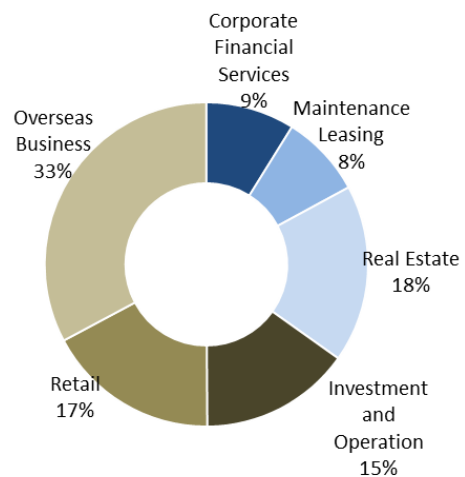
(JPY Bn)	2016.4-9	2017.4-9	Year on Year Change (%)
Total Revenues	1,221.1	1,517.8	24%
Income before Income Taxes	219.2	252.6	15%
Net Income*	142.2	166.0	17%
ROE(annualized)*	12.2%	13.0%	-

	2017.3	2017.9	Year on Year Change (%)
Total Assets	11,231.9	11,426.0	2%
Segment Assets	8,956.9	9,116.2	2%
Shareholders’ Equity*	2,507.7	2,610.7	4%
Shareholders’ Equity Ratio*	22.3%	22.8%	-

\*“Net Income” and “Shareholders’ Equity” used in this release are the same as “Net Income attributable to ORIX Corporation Shareholders” and “ORIX Corporation Shareholders’ Equity” referred to in the financial statement “Consolidated Financial Results April 1, 2017 – September 30, 2017.” “Return on Equity (ROE, annualized)” and “Shareholders’ Equity Ratio” are calculated based on “ORIX Corporation Shareholders’ Equity.”



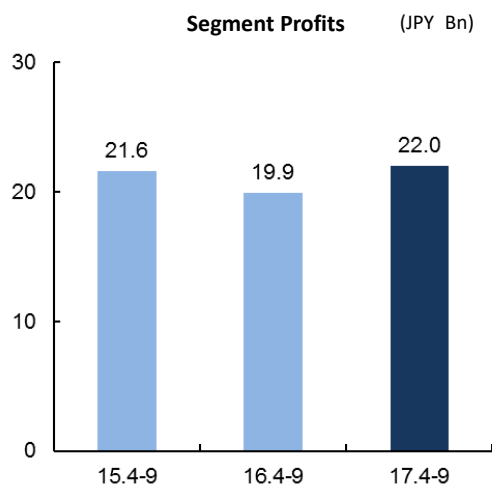
**Segment Profits Breakdown (2017.4-9)**



## Summary of Segment Performance (April 1, 2017 to September 30, 2017)

### Corporate Financial Services

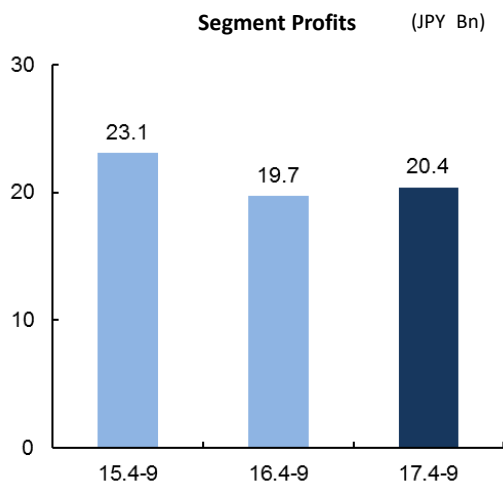
(Loan, leasing and fee business)



- Services income increased due to fee from life insurance sale and so on, despite a decrease in finance revenues with a decrease in installment loans.
- The software service provider Yayoi Co., Ltd.'s services income in maintenance support increased.
- Segment profits increased 11% YoY to 22.0 bn yen.

### Maintenance Leasing

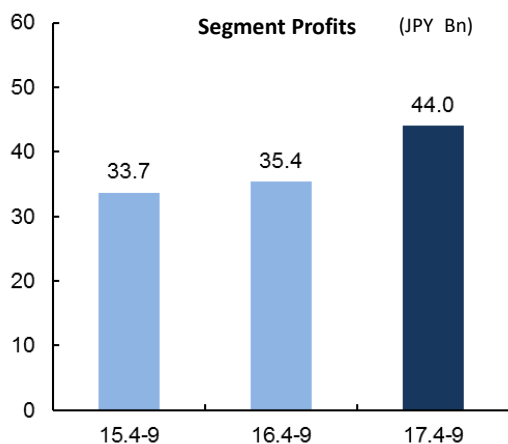
(Automobile leasing and rentals, car sharing and test and measurement instruments and IT-related equipment rentals and leasing)



- Automobile-related services such as automobile leasing and rentals steadily increased.
- Gains on sales of used cars decreased YoY.
- Segment profits increased 4% YoY to 20.4 bn yen.

### Real Estate

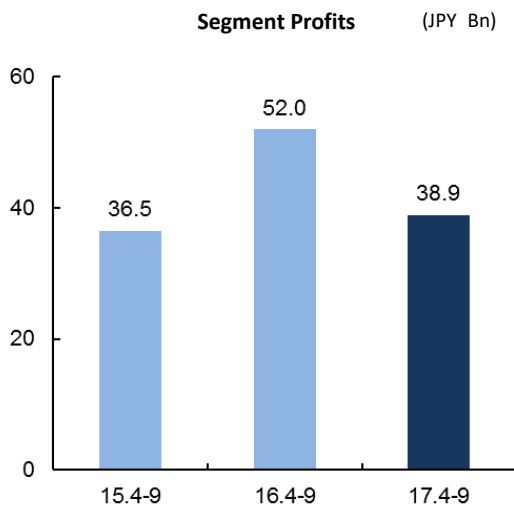
(Real estate development and rental, facility operation, REIT asset management, and real estate investment and advisory services)



- Gains on sales of rental properties amid an active real estate market increased.
- Services income from hotels and Japanese inns' operation increased.
- Segment profits increased 24% YoY to 44.0 bn yen.

## Investment and Operation

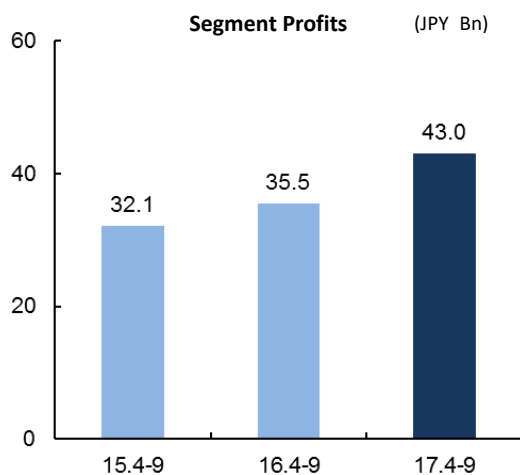
(Environment and energy, principal investment, loan servicing (asset recovery) and concession)



- Services income increased in line with the expansion of environment and energy business including mega-solar projects, and income from concession business increased.
- In the same period of the previous fiscal year, large amounts of gains on sales of investment and bargain purchase gains from new investment were recognized.
- Segment profits decreased 25% YoY to 38.9 bn yen.

## Retail

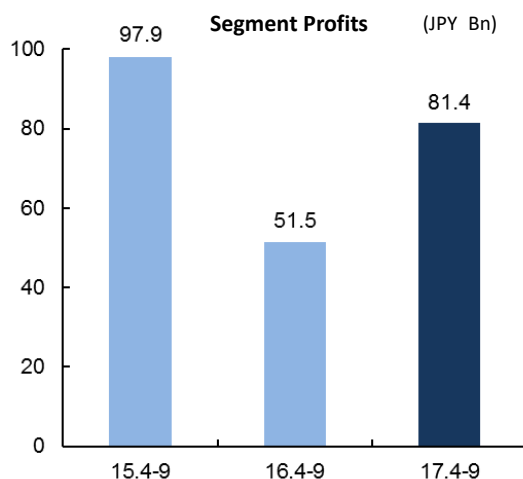
(Life insurance, banking and card loan)



- Revenues from life insurance premiums increased due to an increase in new insurance contracts.
- In banking business, finance revenues increased in line with an increase in installment loans such as housing loan.
- Segment profits increased 21% YoY to 43.0 bn yen.

## Overseas Business

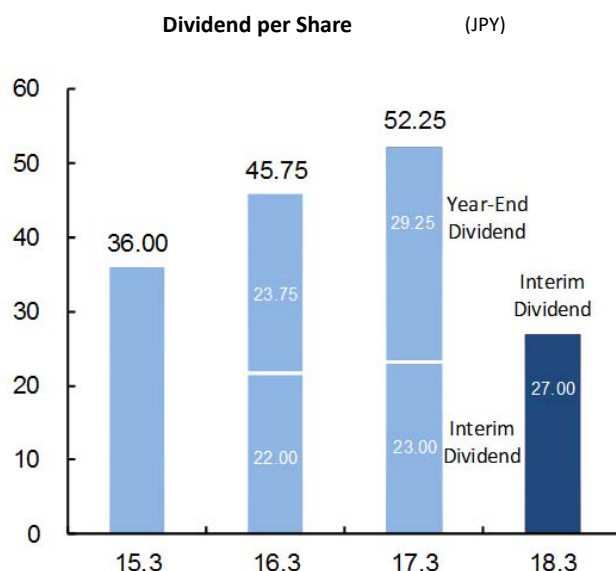
(Leasing, loan, Bond investment, asset management and aircraft and ship - related operations)



- Revenues from asset management business in the Americas and revenues from the asset management firm Robeco Groep N.V. increased.
- Revenues from aircraft and ship-related business increased in line with asset expansion.
- Segment profits increased 58% YoY to 81.4 bn yen.

### ■ Interim Dividend and Dividend Payout Ratio for the Fiscal Year Ending March 31, 2018

The interim dividend was formally determined at 27 yen per share in this fiscal year ending March 31, 2018 (“this fiscal year”) at the meeting of the Board of Directors held today. The dividend payout ratio for this fiscal year was also decided at 27%, up 2% from the fiscal year ended March 31, 2017. The year-end dividend for this fiscal year is going to be determined in consideration of the optimal balance between securing capital for investment in future profit growth and return to the shareholders.



For more detail, please refer to the financial statement “Consolidated Financial Results April 1, 2017 – September 30, 2017” and Supplementary Information available on the ORIX website.

URL: <http://www.orix.co.jp/grp/en/ir/settlement/>

#### Contact Information:

ORIX Corporation  
Corporate Planning Department  
Tel: +81-3-3435-3121

#### About ORIX:

ORIX Corporation (TSE: 8591; NYSE: IX) is an opportunistic, diversified, innovation-driven global powerhouse with a proven track record of profitability. Established in 1964, ORIX at present operates a diverse portfolio of businesses in the operations, financial services, and investment spaces. ORIX’s highly complementary business activities span industries including: energy, private equity, infrastructure, automotive, ship and aircraft, real estate and retail financial services. ORIX has also spread its business globally by establishing locations in a total of 36 countries and regions across the world. Through its business activities, ORIX has long been committed to corporate citizenship and environmental sustainability. For more details, please visit our website: <http://www.orix.co.jp/grp/en/>

#### Caution Concerning Forward Looking Statements:

These documents may contain forward-looking statements about expected future events and financial results that involve risks and uncertainties. Such statements are based on our current expectations and are subject to uncertainties and risks that could cause actual results to differ materially from those described in the forward-looking statements. Factors that could cause such a difference include, but are not limited to, those described under “Risk Factors” in the Company’s annual report on Form 20-F filed with the United States Securities and Exchange Commission and under “(4). Risk Factors” of the “1. Summary of Consolidated Financial Results” of the “Consolidated Financial Results April 1, 2016 – March 31, 2017.”